


www.dienerproperties.com





UNIT PLANS

UNIT 0003 | 0004 | 0005 | 0006 | 0008 | 1004 | 2103 | 2104 | 2105 | 2106 | 2108 | TOWER SUITE A | **B** | UPPER PH A | B | LOWER PH A | B

L1 | L2 | L3








TOWER SUITE B

2 Bedrooms / 2.5 Baths



	Interior L1 1239 sf L2 1176 sf L3 166 sf	2581 sf		A LIVING ROOM 29'8"x26'4" B MASTER SUITE 12'8"x14'4" C BATH SUITE 13'7"x10'5" D SPA E KITCHEN 18'7"x11'9" F POWDER 3'x6'7"	G UTILITY ROOM 6'4"x7'2" H PANTRY 5'4"x5'9" I TERRACE 14'x9'
TOTAL	3100 SF / 288 M2				



UNIT PLANS

UNIT 0003 | 0004 | 0005 | 0006 | 0008 | 1004 | 2103 | 2104 | 2105 | 2106 | 2108 | TOWER SUITE A | **B** | UPPER PH A | B | LOWER PH A | B

L1 | **L2** | L3



TOWER SUITE B 2 & 3

2 Bedrooms / 2.5 Baths

Interior	L1	1239 sf	2581 sf
	L2	1176 sf	
	L3	166 sf	
Exterior	L1	122 sf	519 sf
	L2	122 sf	
	L3	275 sf	

A MASTER SUITE	23'7" x 14'8"	G TERRACE	16' x 15'8"
B BATH SUITE	16'5" x 8'8"	H VITALITY POOL	12' x 6'4"
C W.I.C.	13'8" x 6'11"		
D CLOSET			
E TERRACE	14' x 9'		
F A/C TERRACE	16' x 10'10"		

TOTAL 3100 SF / 288 M2